



YANMAR

MINI EXCAVATOR

SV26



Operating weight (Canopy / Cabin)

2600 / 2740 kg

Engine

3TNV82A

Digging force (arm)

14,5 kN

Digging force (bucket)

24,5 kN

Excellent performance in a compact package



COMPACTNESS

The SV26 has been designed to meet all your requirements, and this while executing the most complicated jobs. Compact and lightweight, it can easily be transported on a trailer. Its stability and power enable it to work effectively regardless of the difficulty of your jobsite. The SV26 is intended for a wide range of applications such as urban renewal, grading or landscaping.



YANMAR ENGINE

The YANMAR TNV engine has been designed to combine high power and cleaner emissions. With its sophisticated injection system, it meets the European Commission (EC) emission standards. Its quiet operation makes this engine friendly to people and the environment.



BEST COMPONENTS

Design and performance of the components made for heavy-duty job sites and long service life.



MAINTENANCE

Simple maintenance structure for fast and easy access to all components. Facilitated daily checks.





CABIN

The use of a ROPS structure for the cab guarantees the operator safety in a roll-over. The canopy and cab also conform to FOPS1 standards (concerning structures protecting against falling objects) and TOPS (Tip Over Protective Structure).



EASE OF USE

Ideally located, the second gear control knob (located on the blade lever) and the control levers offer exceptional movement precision. To optimize control and ergonomics, all work controls are located on the machine's right console. A proportional control auxiliary line allows the use of many accessories such as a hammer or an auger.



COMFORT

The SV26 cab interior architecture has been studied to improve the operator driving position and to facilitate his work, particularly on the long and challenging work sites.



UNMATCHED COMPACTNESS

THE SV26 HAS EXCELLENT PERFORMANCE IN A COMPACT PACKAGE. IT IS IDEAL FOR URBAN WORK AND FOR LANDSCAPING. ITS LOW GROUND PRESSURE PROVIDES EXCELLENT EFFICIENCY ON ALL TYPES OF TERRAIN AND DECREASES SOIL DEGRADATION.



COMPACT SIZE FOR EASY TRANSPORT

+ The transportation weight is only 2.665 kg* and its very compact undercarriage enables the SV26 to be transported with its accessories on a trailer.

* Cab version and rubber tracks





HIGH PERFORMANCE

Based on our unique experience and expertise, Yanmar technology ensures excellent performance while respecting the environment. The optimal combination of the SV26 excavation strengths and its work cycles assures exceptional productivity.

VIPPS® HYDRAULIC SYSTEM (3 PUMP PROGRESSIVE VIO SYSTEM)

The SV26 has a hydraulic circuit with power summation regulation equipped with 2 variable flow piston pumps, a gear pump and a multiple combination directional control valve. Pumps engage automatically depending on the operation being performed, providing greater ease of use for the operator. On the one hand, the cumulative flow of the pumps allows increasing the speed of work and on the other hand, the system allows smooth and simultaneous operations, even while travelling.

REDUCED FUEL CONSUMPTION

The SV26 consumes less than 4 liters per hour. This consumption can be further reduced by installing an optional Auto - Idling System which turns down the engine speed to idle when the machine has not been used for more than 4 seconds, then accelerates automatically when needed.



COMFORT

LARGE AND COMFORTABLE CABIN

The SV26 cab interior is very spacious for maximum freedom of movement. The large legroom allows the operator to work comfortably for long hours. The entrance, which is also very large, provides easy cab access and exit.

The standard SV26 seat has a comfortable suspension with multiple adjustments and is equipped with a headrest to reduce operator stress and fatigue.

EXCELLENT AIR CIRCULATION

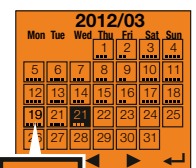
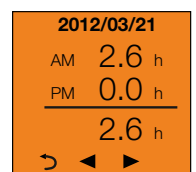
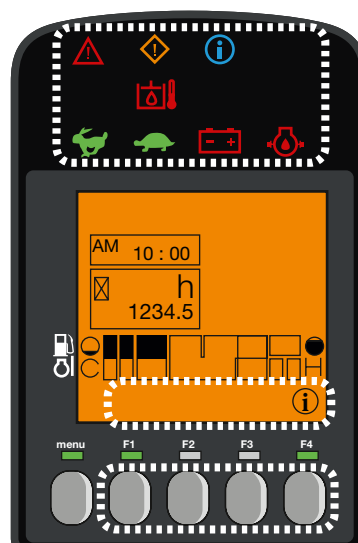
The SV26 has a heater that can work at a pleasant temperature in extreme weather conditions. The vents are placed to ensure a uniform temperature within the cabin and ensure a perfect window demisting.



DIGITAL INTERFACE

The SV26 is equipped with a digital interface which informs the operator in real time about the status of his machine. Perfectly integrated into the right hand console, the 3.3" screen provides excellent visibility. The interface provides the customer with useful information through LED lamps, or indications about important elements like fuel consumption, fuel gauge, coolant temperature gauge, etc...

The interface assists the customer for maintenance intervals and to program such interventions. It also works as a diagnostic tool in case of malfunction by sending an error code and an information icon on the display.



SAFETY



OPTIMUM VISIBILITY FOR EFFICIENT AND SAFE WORK

The large cab windows and the shape of the SV26 covers offer the operator a perfect view. The front windshield is divided into two parts with its top part retractable. This excellent visibility ensures optimal job site safety and reduces the risk of damaging the machine, especially in tight spaces or congested job sites. The transparent front part of the roof offers perfect control during loading and demolition operations.

The SV26 is equipped with 3 rear and side view mirrors. The operator can control the work area as well as the area around the machine without moving from his seat. In order to work efficiently and accurately in darkness, the SV26 comes with a standard LED light positioned in the lower part of the boom, where it is protected from shocks. The LED technology provides a powerful light while reducing energy consumption



and increasing the life of the battery. A beacon and 3 additional LED lamps can optionally be added on the cab.

MAINTENANCE AND RELIABILITY

The SV26 perfectly meets the reputation for quality and durability of the Yanmar machines. The excellent accessibility to components, speed of maintenance and cleaning operations allow achieving excellent levels of onsite availability.


DESIGNED TO LAST

- + Structure of the chassis and durable steel covers provide foolproof resistance.
- + Large counterweight protects against possible shocks and friction against the walls.
- + Hoses protection with abrasion-resistant sleeves. Routing on the top of the boom and on the right side of the machine to avoid risk of torsion and limiting machine down time.
- + Connections of the cylinders to the blade and the boom fully protected by steel plates.
- + Form stringers prevents accumulation of soil and reduces internal track wear.
- + Machine operating temperature reduced, contributing to extending the life of the components.



EASY MAINTENANCE

The rear and side covers, the panel under the seat and the removable floor provide direct access to the service points to reduce the maintenance time and cost. The blade cylinder flexible is made of two parts for quick replacement in case of perforation.



EQUIPMENT



[STANDARD EQUIPMENT]

PERFORMANCE

3TNV82A Yanmar diesel | Meets EN standards | Direct injection | VIPPS Hydraulic system (ViO Progressive 3 Pump System) | 1 auxiliary circuit with proportional control | Automatic 2nd speed | Hydraulic oil gauge | 1 LED light integrated into the boom

COMFORT

LCD Interface | Cab mounted on viscoelastic rubber blocks | Fabric covered, adjustable and reclining seat on suspension with headrest | Adjustable wrist support | Foot rests | Wide travel pedals | Windshield in 2 parts (retractable upper part) | Double sliding right side window | Transparent upper front part | Wipers | Windshield washer | Automatic ceiling lamp | 2 x 12V outlets | Storage boxes | Lockable document storage | Cup holder

SAFETY AND DURABILITY

Handrails | Safety lever | Safety belt | Hammer for evacuation | 3 mirrors | Travel beep | Anchor points | Blade cylinder supply hose into two parts | Complete protection of the cylinders (blade, arm and boom) | Hoses protected by abrasion resistant sleeves | Cataphoresis treated steel parts | Locking covers

MISCELLANEOUS

Fuel gauge | Tool kit | Grease pump

[OPTIONAL EQUIPMENT]

EQUIPMENT AND PERFORMANCE

Special paint | Long arm | Additional counterweight | Potentiometer | 2nd auxiliary circuit with proportional control | ½ circuit | Quick connects | Auto-idling system | Bio oil | 2 LED head lights on the front of the machine | 1 LED light + beacon to the rear of the machine

COMFORT AND EASE OF USE

Skaï seat | Radio | Centralised greasing

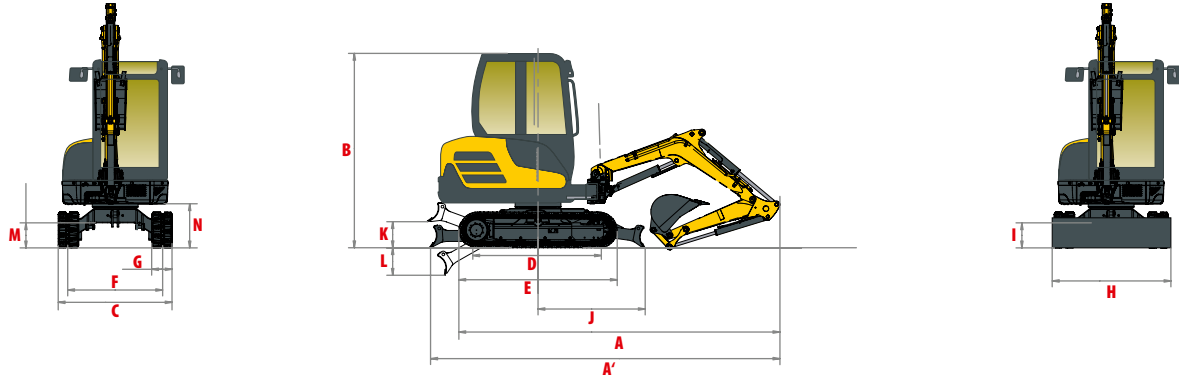
SAFETY AND DURABILITY

Safety valves for lifting + overload warning | Anti-theft device (Key/Keypad) | Travel alarm

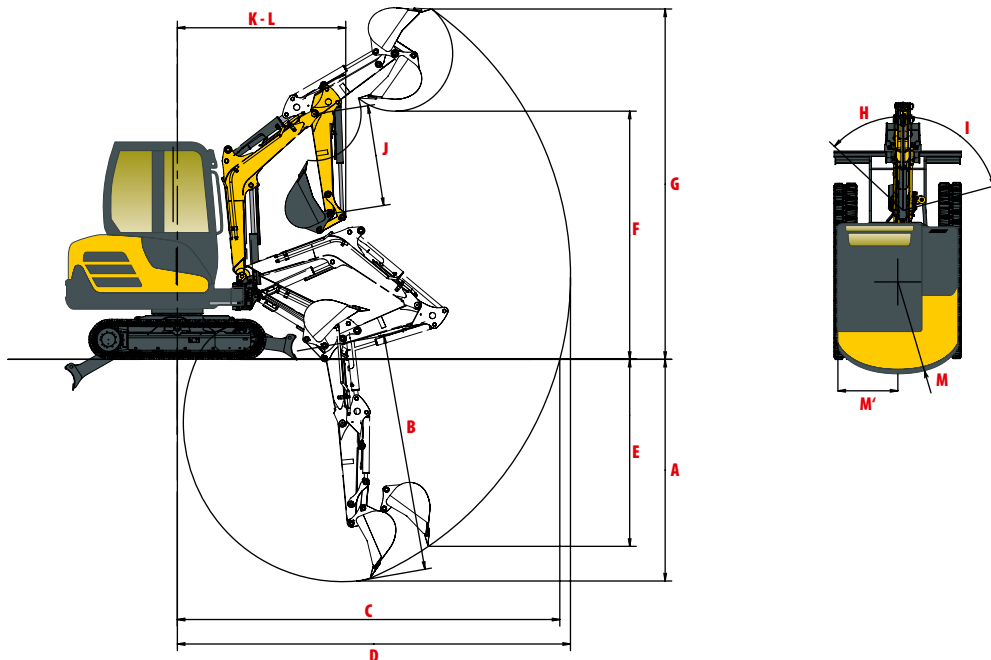
[ATTACHMENTS]

Yanmar gives you the attachments that fit your needs and match the safety standards in force in your country: mechanical quick coupler, hydraulic quick coupler, ditching bucket, swinging bucket, backhoe bucket, hydraulic hammer...

DIMENSIONS



A Overall length	4250 / 4295* mm	H Overall blade width	1550 mm
A' Overall length with blade at the back	4470 / 4515* mm	I Overall blade height	290 mm
B Overall height	2435 mm	J Blade distance	1380 mm
C Overall width	1550 mm	K Max. blade height above the ground	300 mm
D Length of track on ground	1550 mm	L Max. lowering blade depth	350 mm
E Undercarriage length	2030 mm	M Minimum ground clearance	320 mm
F Lane	1250 mm	N Ground clearance under counterweight	540 mm
G Track width	300 mm		



A Max. digging depth - Blade lifted	2595 / 2845* mm	H Boom swinging base to left	45°
B Max. digging depth - Blade lowered	2735 / 2995* mm	I Boom swinging base to right	75°
C Max. digging reach on ground	4400 / 4580* mm	J Arm length	1150 / 1400* mm
D Max. digging reach	4510 / 4695* mm	K Minimum front swing radius	1900 / 1960* mm
E Max vertical wall	2245 / 2455* mm	L Minimum front swing radius with boom swing	1600 / 1655* mm
F Max. dumping height	2835 / 2995* mm	M Rear turning radius	1160 mm
G Max. cutting height	3995 / 4130* mm	M' Rear turning radius with additional counterweight	1240 mm

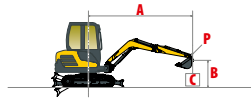
* With long arm.

Subject to technical modifications. Dimensions in mm with specific Yanmar bucket

LIFTING FORCE



Tipping load, rating over front



Tipping load, B rating over side 90°

Standard arm, standard counterweight																					
Cabin						Canopy															
Blade on ground			Blade above ground			Blade on ground			Blade above ground												
A	Max.	3,5 m	3 m	2,5 m	2 m	Max	3,5 m	3 m	2,5 m	2 m											
B																					
2,5 m	*515	*515	-	-	*525	*525	-	-	-	-	405	*515	-	-	*525	*525	-	-	-	-	-
2 m	415	*535	*530	*530	*560	*560	*570	*570	-	-	375	*535	*530	*530	*560	*560	*570	*570	-	-	-
1 m	375	*545	420	*590	525	*695	700	*815	890	*1040	340	*545	380	*590	475	*695	635	*815	800	*1040	
0 m	380	*580	415	*610	510	*760	660	*935	920	*1335	340	*580	375	*610	465	*760	595	*935	835	*1335	
-1 m	370	430	420	*590	515	*695	680	*815	860	*1040	330	365	380	505	465	525	615	620	775	*1040	
-1,5 m	430	*580	-	-	505	*610	645	*830	930	*1105	385	*580	-	-	455	*610	580	*830	840	*1105	
	430	*580	-	-	500	*610	640	*830	780	*1105	385	515	-	-	450	*610	575	*830	695	*1105	
	*540	*540	-	-	-	-	*580	*580	*765	*810	410	*540	-	-	-	-	440	*580	570	*810	
	*540	*540	-	-	-	-	*580	*580	*765	*810	410	*540	-	-	-	-	*580	*580	555	*810	

Long arm, standard counterweight																					
Cabin						Canopy															
Blade on ground			Blade above ground			Blade on ground			Blade above ground												
A	Max.	3,5 m	3 m	2,5 m	2 m	Max	3,5 m	3 m	2,5 m	2 m											
B																					
2,5 m	*455	*455	*465	*465	*435	*435	-	-	-	-	355	*455	*465	*465	-	-	-	-	-	-	-
2 m	370	*470	*470	*470	*480	*480	-	-	-	-	330	*470	*470	*470	*480	*480	-	-	-	-	-
1 m	340	*490	425	*545	*620	*620	*770	*770	*1050	*1050	310	*490	385	*545	480	*620	*770	*770	*1050	*1050	
0 m	330	380	415	*545	*620	*620	*770	*770	*1050	*1050	300	350	375	420	470	*620	*770	*770	*1050	*1050	
-1 m	345	*520	400	*590	505	*730	650	*920	885	*1320	310	*520	360	*590	455	*730	585	*920	800	*1320	
-1,5 m	340	390	400	445	500	560	635	725	870	1020	310	355	365	405	450	510	565	660	785	925	
	385	*545	-	-	490	*610	630	*835	890	*1110	345	*545	-	-	445	*610	570	*835	800	*1110	
	380	*545	-	-	490	*610	620	*835	879	*1110	340	430	-	-	440	490	560	665	790	870	
	*560	*560	-	-	-	-	*645	*645	*830	*830	405	*560	-	-	-	-	510	*645	630	*830	
	*560	*560	-	-	-	-	*645	*645	*830	*830	400	*565	-	-	-	-	505	*645	625	*830	

Standard arm, additional counterweight																					
Cabin						Canopy															
Blade on ground			Blade above ground			Blade on ground			Blade above ground												
A	Max.	3,5 m	3 m	2,5 m	2 m	Max.	3,5 m	3 m	2,5 m	2 m											
B																					
2,5 m	*515	*515	-	-	*525	*525	-	-	-	-	*515	*515	-	-	*525	*525	-	-	-	-	-
2 m	*535	*535	*530	*530	*560	*560	*570	*570	-	-	425	*535	*530	*530	*560	*560	*570	*570	-	-	-
1 m	410	*545	*590	*590	*695	*695	*815	*815	*1040	*1040	385	*545	435	*590	540	*695	720	*815	916	*1040	
0 m	405	*545	475	*590	*695	*695	*815	*815	*1040	*1040	380	440	430	515	530	595	*680	*815	890	*1040	
-1 m	430	*580	470	*610	575	*760	735	*935	1035	*1335	390	*580	425	*610	525	*760	680	*935	951	*1335	
-1,5 m	420	*580	460	*610	570	*760	720	*935	1030	*1335	385	560	415	460	510	600	660	665	915	1075	
	485	*580	-	-	570	*610	735	*830	1000	*1105	445	*580	-	-	*505	*610	665	*830	*930	*1105	
	480	*580	-	-	560	*610	730	*830	980	*1105	440	530	-	-	520	*610	655	*830	810	*1105	
	*540	*540	-	-	-	-	*580	*580	*810	*810	*540	*540	-	-	-	-	*580	*580	*810	*810	
	*540	*540	-	-	-	-	*580	*580	*810	*810	*540	*540	-	-	-	-	*580	*580	670	*810	

Long arm, additional counterweight																					
Cabin						Canopy															
Blade on ground			Blade above ground			Blade on ground			Blade above ground												
A	Max.	3,5 m	3 m	2,5 m	2 m	Max.	3,5 m	3 m	2,5 m	2 m											
B																					
2,5 m	*455	*455	*465	*465	*435	*435	-	-	-	-	395	*455	*465	*465	-	-	-	-	-	-	-
2 m	*470	*470	*470	*470	*480	*480	-	-	-	-	380	*470	*470	*470	*480	*480	-	-	-	-	-
1 m	385	*490	*545	*545	*620	*620	*770	*770	*1050	*1050	355	*490	435	*545	545	*620	*770	*770	*1050	*1050	
0 m	390	*520	460	*590	570	*730	730	*920	1000	*1320	358	*520	410	*590	520	*730	670	*920	910	*1320	
-1 m	390	*520	460	*590	570	*730	720	*920	990	*1320	355	400	415	460	515	580	650	745	900	1044	
-1,5 m	*545	*545	-	-	530	*610	700	*835	915	*1110	400	*545	-	-	510	*610	655	*835	915	*1110	
	425	*545	-	-	525	*610	700	*835	915	*1110	395	485	-	-	500	555	640	745	910	*1110	
	*560	*560	-	-	-	-	710	*645	980	*830	470	*560	-	-	-	-	545	*645	745	*830	
	*560	*560	-	-	-	-	695	*645	985	*830	465	*560	-	-	-	-	540	*645	740	*830	

[The data contained in these tables represent the lifting capacity in accordance with ISO standard 10567. They don't include the weight of the bucket and correspond to 75% of the maximum static tipping load or 87% of the hydraulic lifting power. Data marked * are the hydraulic limits of the lifting power.]

TECHNICAL SPECIFICATIONS

[WEIGHT +/- 2% (EN STANDARDS)]

	Cabin		Canopy	
Operating weight (rubber tracks)	2740 kg	0,27 kg/cm ²	2600 kg	0,25 kg/cm ²
Transport weight (rubber tracks)	2665 kg	0,26 kg/cm ²	2525 kg	0,24 kg/cm ²
With steel tracks	+ 110 kg	0,34 kg/cm ²	+ 110 kg	0,32 kg/cm ²
With additional counterweight	+ 100 kg	0,28 kg/cm ²	+ 100 kg	0,26 kg/cm ²

[ENGINE]

Type	3TNV82A-BPBVA
Fuel	Diesel
Net Power	17.6 kW / 23.9 HP / 2400 rpm
Gross Power	18.1 kW / 24.8 HP / 2400 rpm
Displacement	1331 cm ³
Maximum torque	85.5 N.m. / 1400 rpm
Cooling	Liquide
Starter	2,3 kW
Battery	12 V - 56 Ah
Alternator	12 V - 40 A

[HYDRAULIC SYSTEM]

Maximum pressure	210 bars
1 double piston pump with variable flow	2 x 32,4 l/min
1 gear pump	21,6 l/min
1 gear pump trochoid	10,8 l/min

PTO	Theoretical data at 2550 rpm	
	Pressure	Oil flow
	0 - 210 bars	54 - 15 l/min
	0 - 210 bars	54 - 15 l/min



Oil flow reduces as the pressure increases.

[PERFORMANCE]

Travel speed	2,9 / 4,8 km/h
Rotation speed	10,2 rpm
Digging force (arm)	14,5 kN / 12,7 kN with long arm
Digging force (bucket)	24,5 kN
Traction force	37 kN
Grade ability	30°
Noise level (2000/14/CE & 2005/88/CE)	76 dB(A) / 94 dB(A) (LwA)

[UNDERCARRIAGE]

Number of top rollers	1
Number of bottom rollers	3
Track tensioning system	Using grease pump

[CAPACITIES]

Fuel tank	38,5 l
Coolant	3,8 l
Engine oil	3,7 l
Hydraulic circuit	30 l
Hydraulic tank	25,2 l

MAINTENANCE FREQUENCY

[Change engine oil and filter: **500 hours**] [Change fuel filter: **250 hours**] [Change hydraulic oil filter: **1000 hours**]
 [Change hydraulic oil: **1000 hours**] [Change cooling fluid: **2000 hours**]



YANMAR



Yanmar Construction Equipment Europe
25, rue de la Tambourine, 52100 SAINT-DIZIER
France

ycee-contact@yanmar.com

www.yanmarconstruction.eu

Printed in France - Materials and specifications are subject to change from the manufacturer without notice - Please contact your local Yanmar Construction Equipment Europe dealer for further information.

GB_SV26_0418